

MBS Whānau Hui 2022



Mihi Korero

*Tēnei au he kākano
I ruia mai i Maraetai*

Ko Kohukohunui e tū ana

*Ko Wairoa e rere ana
Ki te moana o Hauraki*

Ka tū i te māhaki me te mana

*I raro i te korowai
Manaaki o te kura*

Tīhei mauriora

I am a seed that is nurtured
in the lands of Maraetai

From the mountains of
Kohukohunui that stand tall

To the river of Wairoa that
flows to the ocean of Hauraki

This is where I stand humble
with pride

Under the cloak of protection
of Maraetai School

Tis the breath of life

Kia Ora and Welcome

This morning's presentation will consist of:

Alasha - Akomanga program/Aotearoa NZ Histories

Korrin + students - Kapa Haka

Kate - Māori data/learner capabilities


Mark - Iwi Engagement/New build

Open floor discussion

Te Reo & Te Ao Māori in the Classroom;

Our classroom program consists of weekly Te Reo lessons centred around our MBS Reo Goals. Each curriculum level has a series of goals to achieve over the course of a two year period, these goals scaffold our students into building a base of vocab and an introduction to the language. These goals can be found on our school website if you'd like to look more closely at the goals of your child's curriculum level.

My Te Reo Goals	
Junior School Year 1-2	
By the end of year two I will be able to...	
<ul style="list-style-type: none"> Name and identify ten colours in Māori Say numbers 1-10 in Māori (extension forwards and backwards) (Nga tau - numbers) Can introduce myself in Māori through a simple pepeha, including the names for each member of their whānau (family) i.e. mā mā = mother, pāpā = father Name and identify up to 8 classroom objects (eg tepu - table) - (poster example) Show the action for up to 8 'doing words' i.e. hikoi = walk Know a variety of up to four greetings including farewells i.e. <i>Kia ora, tēnā koe, mōrena, ata mārie, ka kite, ka kite anō</i> Can say and use 2-3 positive adjectives, eg tino pai (very good), ka rawe (excellent), tumeke (choice) Know a variety of Māori waiata, including the national anthem 	

My Te Reo Goals	
Intermediate School Year 7-8	
By the end of year eight I will be able to...	
<ul style="list-style-type: none"> Say numbers 1-100 in Māori (extension forwards and backwards) (Nga tau - numbers) Can introduce myself in Māori through a pepeha, including a greeting at the beginning, landmarks and a formal ending. Name and identify up to 10 items of food including fruit and vegetables and can write a shopping list or menu for a hui (meeting/gathering). Can invent a simple Reo game using my knowledge of Te Reo (board game/physical game/digital game) and can teach my game to a group of younger students in my buddy class (tuakana teina). Know and can name up to 5 Atua/Guardians and their connection (eg Tane Mahuta-Guardian of the Forest, Tawhirimatea-Guardian of the Wind) Know the names of up to 4 Māori carving symbols and their meanings. Name and label 6 parts of a whare (house) in Māori (Toku kainga/My house) (poster example) 	

Aotearoa NZ Histories Curriculum

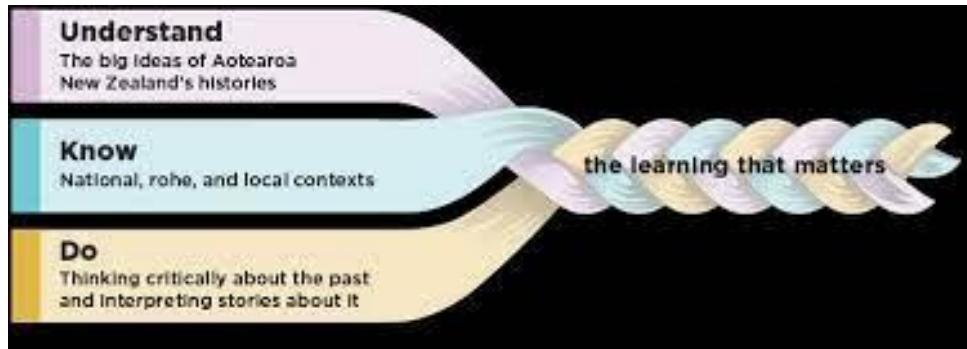
Alongside our language lessons, we have begun exploring the new **Aotearoa NZ Histories Curriculum**, a new document aimed at teaching our tamariki the stories of our nation.

“Aotearoa is on a journey to ensure that all ākonga (learners) in our schools and kura learn how our histories have shaped our present day lives. The new content will support ākonga to be critical thinkers and understand our past, in order to make sense of the present.”

This new part of the curriculum has been created with both Māori and European contributors to ensure a fair and accurate narrative of our country’s history. The key concepts are ‘Understand, Know & Do’.

We leapt into the year with an over-arching theme of ‘Tūrangawaewae’; understanding the place where we stand and the history that has brought us to this point.

The following slides show how each area of the school delved into this inquiry, as well as working towards their reo goals.



Our Learning - Junior

Junior students learnt that Maori migrated to New Zealand on waka, using different navigation tools such as birds, wind, stars, sun, and water currents.

Waka Building



Our Learning- Junior

Discovery

Team Challenges

- Koru Nature art
- Hooks
- Birds
- Compass
- Ti Rākau



Our Learning- Junior

Collaborative Art




Week 8 - Matariki

In the Middle School, we wanted to welcome the new Matariki Public Holiday into our 2022 Learning Journeys. We integrated Matariki, and the significance, across our entire curriculum for the week. We did the same with Te Wiki o Te Reo Māori in Week 8 of this term.

Matariki Maths Art

Instructions



WALT: write an onomatopoeia hook

The Seven Kites of Matariki™

- Work in pairs, share:
- What did the seven sisters see when they looked up into the night sky?
- Describe the illustrations of the kites and what they look like
- Describe the kites and what they look like



Rāpare 23rd June

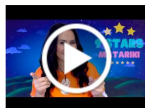
WALT: write an acrostic poem

Write an acrostic poem about Matariki and the seven stars.

M	
A	
T	
A	
R	
I	
K	
I	




Pleiades star cluster



Click on the video above



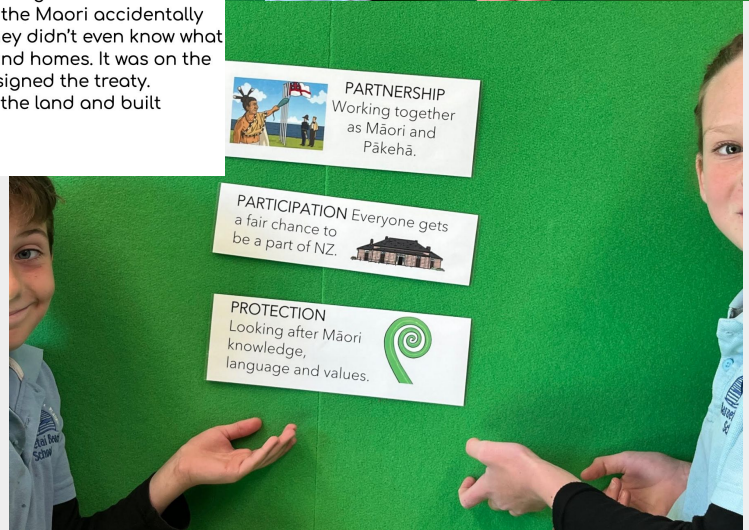
Our learning - Senior



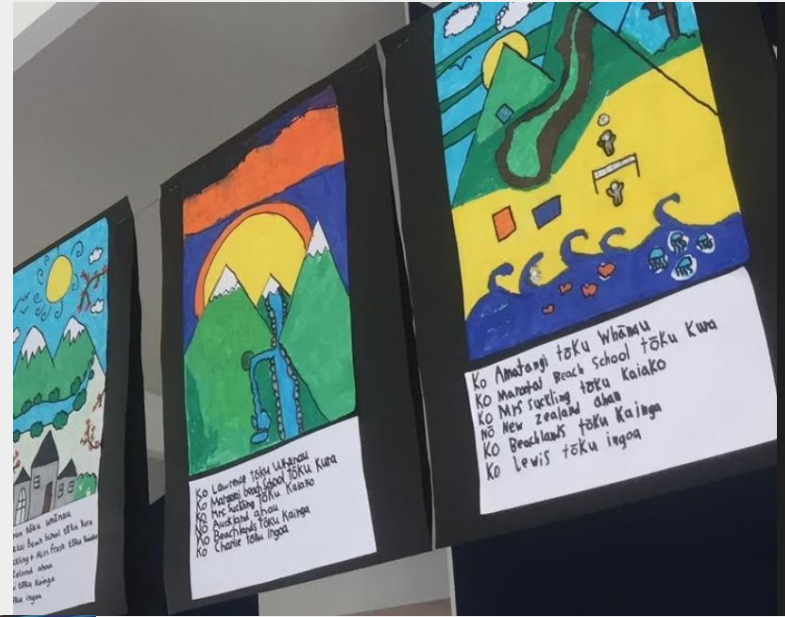
Treaty of Waitangi

The Treaty of Waitangi happened because the British came over to New Zealand and tried to take Māori land. They made a treaty and wrote it in English, which the Māori didn't understand. They held guns over the Māori and made them sign it. Some of the Māori accidentally disobeyed the treaty because they didn't even know what it said, and they lost their lives and homes. It was on the 6th of February 1840 when they signed the treaty. Eventually, the British took over the land and built modern style houses on it.

By Kayla



Our learning - Senior



Our learning - Senior

Rakau

