





WITHIN LEVEL 1

Working on	I can																						
Achieved																							
Ideas		Write about more than one idea																					
Structure and Language	FIRST-THEN-NEXT- FINALLY BEGINNING-MIDDLE-END	Beginning to use structure for appropriate purpose																					
Organisation	<table border="1" style="font-size: small;"> <tr> <td style="text-align: center;">✓</td> <td style="text-align: center;">✗</td> </tr> <tr> <td>He drove in a car.</td> <td>In he car drove a.</td> </tr> </table>	✓	✗	He drove in a car.	In he car drove a.	My words makes sense																	
✓	✗																						
He drove in a car.	In he car drove a.																						
Sentence Structure	<div style="border: 1px solid gray; padding: 5px; width: fit-content; margin: 0 auto;"> <p style="font-size: x-small;">I like jam but I do not like peanut butter.</p>  </div>	Write simple sentences Beginning to use simple conjunctions such as and																					
Punctuation	<u>A dog barked at my black cat.</u>	Use full stops and capitals correctly to begin and end most sentences Write all lowercase and uppercase letters correctly																					
Spelling		Use an alphabet card to assist in unknown spelling words																					
Spelling	<table border="1" style="font-size: x-small; border-collapse: collapse;"> <tr> <td style="padding: 2px;">is</td> <td style="padding: 2px;">the</td> <td style="padding: 2px;">I</td> <td style="padding: 2px;">am</td> <td style="padding: 2px;">we</td> <td style="padding: 2px;">are</td> </tr> <tr> <td style="padding: 2px;">and</td> <td style="padding: 2px;">for</td> <td style="padding: 2px;">went</td> <td style="padding: 2px;">to</td> <td style="padding: 2px;">like</td> <td style="padding: 2px;">my</td> </tr> <tr> <td style="padding: 2px;">a</td> <td style="padding: 2px;">on</td> <td style="padding: 2px;">this</td> <td style="padding: 2px;">can</td> <td style="padding: 2px;">in</td> <td style="padding: 2px;">see</td> </tr> </table>	is	the	I	am	we	are	and	for	went	to	like	my	a	on	this	can	in	see	Use an alphabet card to spell high frequency words correctly Recognise beginning and end sounds of words (begin to hear and record middle sounds)			
is	the	I	am	we	are																		
and	for	went	to	like	my																		
a	on	this	can	in	see																		
Vocabulary		Use words from my own life (family names, familiar place names)																					
Vocabulary		Begin to make writing interesting by using WOW words																					
Writing Process		Create a picture plan with labels Read back what I wrote Respond to feedback																					

